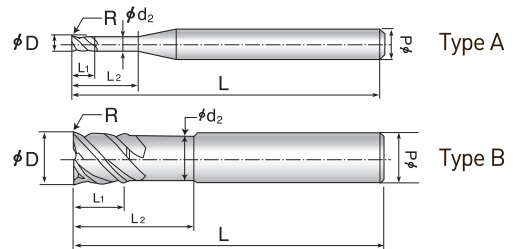



SKE 2000R | 2날 코너 레디우스 엔드밀

CORNER RADIUS END MILLS (2 FLUTES)

- ◆ TiSiN코팅 적용으로 내마모성이 우수하고, 날부칩핑을 최소화함.
- ◆ HRC70 이하 고경도 피삭재 및 프리하든강 등 다양한 피삭재 적용 가능
- ◆ 고정밀 공차적용으로 초정밀가공 및 안정적인 치수관리가 가능
- ◆ 미세치핑 방지를 위한 다양한 코너R 적용
- ◆ Excellent wear-resistance due to TiSiN coating, and minimized cutting edge chipping
- ◆ Suitable for various workpieces such as hardened and prehardened steels below HRC70
- ◆ Designed for stable dimensional control and hyper precision machining with application of high precision tolerance
- ◆ Apply various corner radius to prevent micro-chipping



모델번호	직경 × 코너반경	날 장	유효장	목부경	전 장	생크경
Model No.	Mill Diameter x Corner R	Length of cut	Effective Length	Neck Diameter	Overall Length	Shank Diameter
	ØD X R	L ₁	L ₂	Ød ₂	L	φ d(h6)
SKE 2010 R01	1 X R 0.1	2.5	3	0.95	50	6
SKE 2010 R02	1 X R 0.2					
SKE 2010 R03	1 X R 0.3					
SKE 2015 R01	1.5 X R 0.1	4	4.5	1.45		
SKE 2015 R02	1.5 X R 0.2					
SKE 2015 R03	1.5 X R 0.3					
SKE 2020 R02	2 X R 0.2	4	6	1.95		
SKE 2020 R03	2 X R 0.3					
SKE 2020 R05	2 X R 0.5					
SKE 2025 R02	2.5 X R 0.2	6	8	2.45		
SKE 2025 R03	2.5 X R 0.3					
SKE 2025 R05	2.5 X R 0.5					
SKE 2030 R02	3 X R 0.2	8	10	2.9		
SKE 2030 R03	3 X R 0.3					
SKE 2030 R05	3 X R 0.5					
SKE 2040 R02	4 X R 0.2	10	12	3.9		
SKE 2040 R03	4 X R 0.3					
SKE 2040 R05	4 X R 0.5					
SKE 2040 R10	4 X R 1.0					
SKE 2050 R02	5 X R 0.2	13	15	4.9	55	
SKE 2050 R03	5 X R 0.3					
SKE 2050 R05	5 X R 0.5					
SKE 2050 R10	5 X R 1.0					
SKE 2060 R02	6 X R 0.2	13	15	5.8		
SKE 2060 R03	6 X R 0.3					
SKE 2060 R05	6 X R 0.5					
SKE 2060 R10	6 X R 1.0					

SK-007

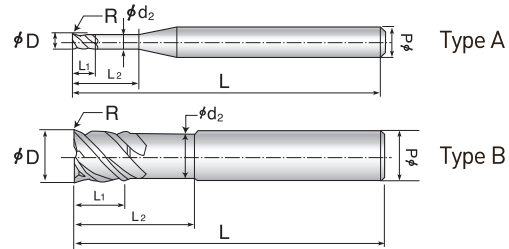

CORNER RADIUS SERIES

SKE 2000R

2날 코너 레디우스 엔드밀

CORNER RADIUS END MILLS (2 FLUTES)

- ◆ TiSiN코팅 적용으로 내마모성이 우수하고, 날부칩핑을 최소화함.
- ◆ HRC70 이하 고경도 피삭재 및 프리하든강 등 다양한 피삭재 적용 가능
- ◆ 고정밀 공차적용으로 초정밀가공 및 안정적인 치수관리가 가능
- ◆ 미세칩핑 방지를 위한 다양한 코너R 적용
- ◆ Excellent wear-resistance due to TiSiN coating, and minimized cutting edge chipping
- ◆ Suitable for various workpieces such as hardened and prehardened steels below HRC70
- ◆ Designed for stable dimensional control and hyper precision machining with application of high precision tolerance
- ◆ Apply various corner radius to prevent micro-chipping



모델번호	직경 × 코너반경	날 장	유효장	목부경	전 장	생크경
Model No.	Mill Diameter x Corner R	Length of cut	Effective Length	Neck Diameter	Overall Length	Shank Diameter
	∅D X R	L ₁	L ₂	∅d ₂	L	∅d(h6)
SKE 2080 R02	8 X R 0.2	16	20	7.8	65	8
SKE 2080 R03	8 X R 0.3					
SKE 2080 R05	8 X R 0.5					
SKE 2080 R10	8 X R 1.0					
SKE 2080 R15	8 X R 1.5					
SKE 2100 R02	10 X R 0.2	22	25	9.8	70	10
SKE 2100 R03	10 X R 0.3					
SKE 2100 R05	10 X R 0.5					
SKE 2100 R10	10 X R 1.0					
SKE 2100 R15	10 X R 1.5					
SKE 2120 R02	12 X R 0.2	26	30	11.8	80	12
SKE 2120 R03	12 X R 0.3					
SKE 2120 R05	12 X R 0.5					
SKE 2120 R10	12 X R 1.0					
SKE 2120 R15	12 X R 1.5					
SKE 2120 R20	12 X R 2.0					

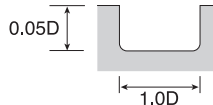
SK-007

CORNER RADIUS SERIES

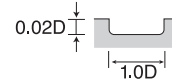


SKRE 2000R, SKE 2000R, SKEL 2000R Series | 2날 코너레디우스-Slotting

MATERIAL	ALLOY STEELS HEAT RESISTANT STEELS		HARDENED STEELS							
	HRc 30 ~HRc 40		HRc 40 ~HRc 50		HRc 50 ~HRc 55		HRc 55 ~HRc 60		HRc 60 ~HRc 65	
	DIAMETER	RPM	FEED	RPM	FEED	RPM	FEED	RPM	FEED	RPM
0.5	50000	295	45000	225	40000	175	33000	110	25000	65
0.6	50000	375	45000	285	40000	225	30000	125	25000	85
0.8	50000	480	45000	350	30000	235	25000	145	19000	90
1.0	48000	600	38000	456	25500	288	20500	145	19000	90
2.0	33300	680	26000	544	17500	336	14500	208	11000	128
3.0	21800	680	17300	544	11500	336	9500	208	7500	128
4.0	16700	704	13200	560	8800	352	7200	216	5600	136
5.0	15700	800	12500	644	8300	400	6400	228	5100	144
6.0	13100	760	10350	616	6900	384	5300	224	4200	144
8.0	9880	744	7800	576	5200	356	4000	204	3200	132
10.0	7800	680	6150	544	4100	332	3200	192	2550	124
12.0	6650	680	5250	544	3500	332	2650	192	2100	124

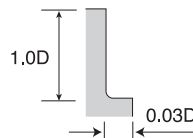


RPM = rev/min
Feed = mm/min



SKRE 2000R, SKE 2000R, SKEL 2000R Series | 2날 코너레디우스-Side Cutting

MATERIAL	ALLOY STEELS HEAT RESISTANT STEELS		HARDENED STEELS							
	HRc 30 ~HRc 40		HRc 40 ~HRc 50		HRc 50 ~HRc 55		HRc 55 ~HRc 60		HRc 60 ~HRc 65	
	DIAMETER	RPM	FEED	RPM	FEED	RPM	FEED	RPM	FEED	RPM
0.5	50000	205	45000	160	40000	125	33000	80	25000	45
0.6	50000	265	45000	200	40000	160	30000	90	25000	60
0.8	50000	335	45000	245	30000	165	25000	100	19000	65
1.0	48000	840	38000	656	25500	408	20500	248	16000	152
2.0	33300	960	26000	776	17500	480	14500	296	11000	184
3.0	21800	960	17300	776	11500	480	9500	296	7500	184
4.0	16700	1000	13200	800	8800	500	7200	308	5600	192
5.0	15700	1160	12500	920	8300	568	6400	328	5100	208
6.0	13100	1080	10350	880	6900	552	5300	320	4200	204
8.0	9880	1056	7800	824	5200	508	4000	292	3200	188
10.0	7800	960	6150	776	4100	472	3200	272	2550	176
12.0	6650	960	5250	776	3500	472	2650	272	2100	176



RPM = rev/min
Feed = mm/min



- 불꽃 발생으로 인한 화재의 위험이나 공구 파손에 의한 열발생이 가공중 발생될 수 있습니다.
- 사용전에 반드시 화재예방 대책이 마련되어 있는지 확인하시기 바랍니다.
- Danger of fire by spark incidence or heat caused by tool breakage can happen during processing.
- Confirm fire prevention countermeasure beforehand necessarily before use.