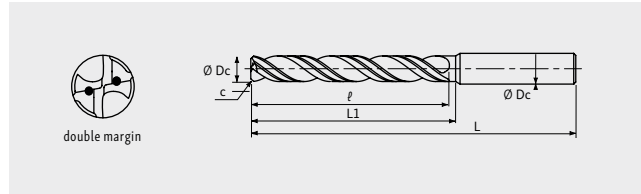


## AQUA Drill EX FLAT Oil-Hole 5D



MATERIAL

POINT ANGLE

### L9814

Dc	ℓ	L	L1	Ds	Stock
1.0	6.3	57	6.6	3	●
1.1	6.9	60	7.2	3	●
1.2	7.6	60	7.9	3	●
1.3	8.2	60	8.5	3	●
1.4	8.8	60	9.1	3	●
1.5	9.5	60	9.8	3	●
1.6	10.1	60	10.4	3	●
1.7	10.7	60	11.0	3	●
1.8	11.3	60	11.6	3	●
1.9	12.0	60	12.3	3	●
2.0	12.6	60	12.9	3	●
2.1	13.2	64	13.5	3	●
2.2	13.9	64	14.2	3	●
2.3	14.5	64	14.8	3	●
2.4	15.1	64	15.4	3	●
2.5	15.8	64	16.1	3	●
2.6	16.4	74	16.7	3	●
2.7	17.0	74	17.3	3	●
2.8	17.6	74	17.9	3	●
2.9	18.3	74	18.6	3	●
3.0	20	74	21	3	●
3.1	22	80	25	4	●
3.2	22	80	25	4	●
3.3	22	80	25	4	●
3.4	24	80	25	4	●
3.5	24	80	26	4	●
3.6	24	80	27	4	●
3.7	24	80	27	4	●
3.8	26	80	27	4	●
3.9	26	80	27	4	●
4.0	26	80	27	4	●
4.1	28	90	30	5	●
4.2	28	90	30	5	●
4.3	28	90	30	5	●
4.4	29	90	30	5	●
4.5	29	90	31	5	●
4.6	29	90	34	5	●
4.7	32	90	34	5	●
4.8	32	90	34	5	●
4.9	32	90	34	5	●
5.0	33	90	34	5	●
5.1	35	94	38	6	●
5.2	35	94	38	6	●
5.3	35	94	38	6	●
5.4	37	94	38	6	●
5.5	37	94	39	6	●
5.6	37	94	40	6	●
5.7	39	94	40	6	●
5.8	39	94	40	6	●
5.9	39	94	40	6	●

Dc	ℓ	L	L1	Ds	Stock
6.0	39	94	40	6	●
6.1	41	101	44	7	●
6.2	41	101	44	7	●
6.3	41	101	44	7	●
6.4	43	101	44	7	●
6.5	43	101	45	7	●
6.6	43	101	46	7	●
6.7	45	101	46	7	●
6.8	45	101	46	7	●
6.9	45	101	46	7	●
7.0	46	101	46	7	●
7.1	48	110	51	8	●
7.2	48	110	51	8	●
7.3	48	110	51	8	●
7.4	50	110	51	8	●
7.5	50	110	52	8	●
7.6	50	110	53	8	●
7.7	52	110	53	8	●
7.8	52	110	53	8	●
7.9	52	110	53	8	●
8.0	52	110	53	8	●
8.1	54	117	57	9	●
8.2	54	117	57	9	●
8.3	54	117	57	9	●
8.4	56	117	57	9	●
8.5	56	117	58	9	●
8.6	56	117	59	9	●
8.7	58	117	59	9	●
8.8	58	117	59	9	●
8.9	58	117	59	9	●
9.0	59	117	59	9	●
9.1	61	126	64	10	●
9.2	61	126	64	10	●
9.3	61	126	64	10	●
9.4	63	126	64	10	●
9.5	63	126	65	10	●
9.6	63	126	66	10	●
9.7	65	126	66	10	●
9.8	65	126	66	10	●
9.9	65	126	66	10	●
10.0	65	126	66	10	●
10.1	67	138	70	11	●
10.2	67	138	70	11	●
10.3	67	138	70	11	●
10.4	69	138	70	11	●
10.5	69	138	71	11	●
10.6	69	138	71	11	●
10.7	72	138	73	11	●
10.8	72	138	73	11	●
10.9	72	138	73	11	●

Dc	ℓ	L	L1	Ds	Stock
11.0	73	138	73	11	●
11.1	74	146	77	12	●
11.2	74	146	77	12	●
11.3	74	146	77	12	●
11.4	76	146	77	12	●
11.5	76	146	78	12	●
11.6	76	146	79	12	●
11.7	78	146	79	12	●
11.8	78	146	79	12	●
11.9	78	146	79	12	●
12.0	78	146	79	12	●
12.5	82	153	84	13	●
13.0	86	153	86	13	●
13.5	89	162	91	14	●
14.0	91	162	92	14	●
14.5	95	169	97	15	●
15.0	98	169	98	15	●
15.5	102	178	104	16	●
16.0	104	178	105	16	●

● German Stock | ■ New Sizes

# Standard Drilling Conditions

STANDARD DRILLING CONDITIONS AQUA DRILL EX FLAT LONG SHANK 2D												
Work material	Structural Steel, Carbon Steel, Grey Cast Iron St37-2, C45E, C50E		Alloy Steel. Pre-Hardened 42CrMo4		Mold Steel 1.2344		Hardened Steel		Ductile Cast Iron GG/GGG		Aluminium Alloy A7075	
	~200HB		20-30HRC		30-40HRC		40-50HRC					
mm	min <sup>-1</sup>	mm/min	min <sup>-1</sup>	mm/min	min <sup>-1</sup>	mm/min	min <sup>-1</sup>	mm/min	min <sup>-1</sup>	mm/min	min <sup>-1</sup>	mm/min
3	10600	790	9500	570	7400	330	5300	240	9500	430	12700	950
4	7900	790	7100	570	5550	330	3980	240	7100	430	9500	950
5	6300	790	5700	570	4450	330	3180	240	5700	430	7600	950
6	5300	790	4750	570	3700	330	2650	240	4750	430	6400	950
8	3950	790	3550	570	2790	330	1990	240	3550	430	4780	950
10	3150	790	2860	570	2230	330	1590	240	2860	430	3800	950
12	2650	790	2390	570	1860	330	1300	240	2390	430	3180	950
16	1990	790	1790	570	1390	330	990	240	1790	430	2390	950
20	1590	790	1430	570	1110	330	800	240	1430	430	1910	950

Warnings on using the drilling condition tables:

- 1) Adjust drilling condition according to the rigidity of machine or work clamp state.
- 2) These table values are for drilling with water-soluble cutting fluid. When using non-water-soluble cutting fluid, reduce the RPM and feed speeds by 20%.
- 3) Use the table values for drilling depths under 2xD.
- 4) Drilling stainless steel (SS304, 316, etc.) are not recommend. Recommend the Aqua Drill EX Flat OH3D5D.
- 5) When for hole on flat surfaces.  
1: centering hole larger than the diameter or  
2: same diameter guide hole.  
(Recommend the AG Starting Drill for centering holes.)
- 6) Guide holes are not necessary when for hole on surfaces angled between 5 and 15°. reduce the RPM by under 60%, the feed by under 40%.
- 7) Side milling is not possible.

STANDARD DRILLING CONDITIONS AQUA DRILL EX FLAT OIL-HOLE 3D														
Work material	Structural Steel, Carbon Steel, Grey Cast Iron St37-2, C45E, C50E		Alloy Steel. Pre-Hardened 42CrMo4		Mold Steel 1.2344		Hardened Steel		Ductile Cast Iron GG/GGG		Stainless Steel 1.4301		Aluminium Alloy A7075	
	~200HB		20-30HRC		30-40HRC		40-50HRC				38-45HRC			
mm	min <sup>-1</sup>	mm/min	min <sup>-1</sup>	mm/min	min <sup>-1</sup>	mm/min	min <sup>-1</sup>	mm/min	min <sup>-1</sup>	mm/min	min <sup>-1</sup>	mm/min	min <sup>-1</sup>	mm/min
1.0	15900	130	12700	80	9550	45	7960	40	12700	60	9550	20	22300	210
1.5	10600	130	8490	80	6370	45	5320	40	8490	60	6370	20	14900	210
2.0	9550	160	7960	100	5570	55	4790	50	7960	75	6370	40	12700	240
2.5	11500	470	9600	315	9500	230	5750	140	9560	240	8900	250	13300	660
2.9	13000	950	10900	635	7600	330	6600	285	11000	480	11000	635	15350	1330
3	12700	950	10600	635	7400	330	6370	285	10600	480	10600	635	14800	1330
4	9500	950	7900	635	5550	330	4780	285	7900	480	7900	635	11100	1330
5	7600	950	6300	635	4450	330	3820	285	6300	480	6300	635	8900	1330
6	6370	950	5300	635	3700	330	3180	285	5300	480	5300	635	7400	1330
8	4780	950	3950	635	2790	330	2390	285	3950	480	3950	635	5570	1330
10	3820	950	3150	635	2230	330	1900	285	3150	480	3150	635	4460	1330
12	3180	950	2650	635	1860	330	1590	285	2650	480	2650	635	3710	1330
16	2390	950	1990	635	1390	330	1190	285	1990	480	1990	635	2790	1330

Warnings on using the drilling condition tables:

- 1) Adjust drilling condition according to the rigidity of machine or work clamp state.
- 2) These table values are for drilling with water-soluble cutting fluid. When using non-water-soluble cutting fluid, reduce the RPM and feed speeds by 20%.
- 3) Use the table values for drilling depths under 3xD.
- 4) Guide holes are not necessary when for hole on surfaces angled between 5 and 15°. reduce the RPM by under 50%, the feed by under 40%.
- 5) Side milling is not possible.

STANDARD DRILLING CONDITIONS AQUA DRILL EX FLAT OIL-HOLE 5D														
Work material	Structural Steel, Carbon Steel, Grey Cast Iron St37-2, C45E, C50E		Alloy Steel. Pre-Hardened 42CrMo4		Mold Steel 1.2344		Hardened Steel		Ductile Cast Iron GG/GGG		Stainless Steel 1.4301		Aluminium Alloy A7075	
	~200HB		20-30HRC		30-40HRC		40-50HRC				38-45HRC			
mm	min <sup>-1</sup>	mm/min	min <sup>-1</sup>	mm/min	min <sup>-1</sup>	mm/min	min <sup>-1</sup>	mm/min	min <sup>-1</sup>	mm/min	min <sup>-1</sup>	mm/min	min <sup>-1</sup>	mm/min
1.0	19100	190	15900	105	11100	55	9550	50	15900	80	12730	65	25500	255
1.5	12700	190	10600	105	7430	55	6370	50	10600	80	8490	65	17000	255
2.0	11100	330	9550	190	6700	100	5570	80	9550	140	7960	130	14300	430
2.5	13500	760	10200	380	7130	200	5740	160	10200	270	9500	330	15900	890
2.9	15300	1340	11000	635	7660	330	6590	285	10900	480	10900	635	17600	1530
3	14800	1340	10600	635	7400	330	6370	285	10500	480	10500	635	17000	1530
4	11100	1340	7900	635	5550	330	4780	285	7900	480	7900	635	13700	1530
5	8900	1340	6300	635	4450	330	3820	285	6300	480	6300	635	10200	1530
6	7400	1340	5300	635	3700	330	3180	285	5300	480	5300	635	9500	1530
8	5570	1340	3950	635	2790	330	2390	285	3950	480	3950	635	6370	1530
10	4460	1340	3150	635	2230	330	1900	285	3150	480	3150	635	5100	1530
12	3700	1340	2650	635	1860	330	1590	285	2650	480	2650	635	4240	1530
16	2790	1340	1990	635	1390	330	1190	285	1990	480	1990	635	3180	1530

Warnings on using the drilling condition tables:

- 1) Adjust drilling condition according to the rigidity of machine or work clamp state.
- 2) These table values are for drilling with water-soluble cutting fluid. When using non-water-soluble cutting fluid, reduce the RPM and feed speeds by 20%.
- 3) Use the table values for drilling depths under 5xD.
- 4) Drilling requires.  
1: a centering hole larger than the diameter or  
2: a guide hole of the same diameter.  
(1: AG Starting Drill is recommended for centering holes, and 2: Aqua Drill EX Flat is recommended for guide holes. For drilling stainless steel, Aqua Drill EX Flat EXOH3D is recommended.)
- 5) Side milling is not possible.

# AQUA Drill EX FLAT Series

**AQUA Drill EX FLAT. Regular. Long Shank. Oil Hole. Radius**

- ▶ New Drilling Technology
- ▶ Expanded the AQUA Flat drill series to 7 type 1028 sizes
- ▶ AQUA EX coating realize long tool life. by improved heat and wear resistance
- ▶ Adoption of double margin provides stable drilling and improves hole accuracy



**AQUA EX COATING**

Excellent drilling performance

- Anti-adhesion layer
- AlCrTiX Anti-oxidant layer
- TiAlX Anti-wear layer
- High-strength carbide material



**CUTTING CONDITIONS**

Tool	AQUA EX Flat Ø10
Cutting Speed	75m/min
Feed Speed	240mm/min
Work Material	C50 carbon steel
Cutting Fluid	Water-soluble

**180° FLAT DRILL**

Realize high accurate counter bore surface in once

<b>AQUA DRILL EX FLAT</b>	<b>2Flute end mill</b>
Flat bottom	Bottom is not flat

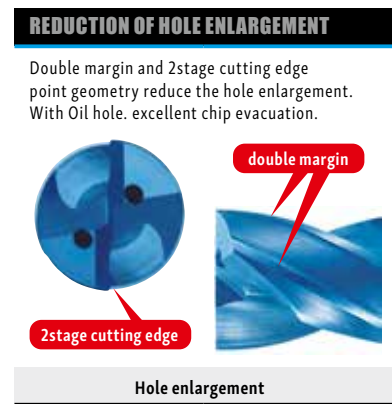
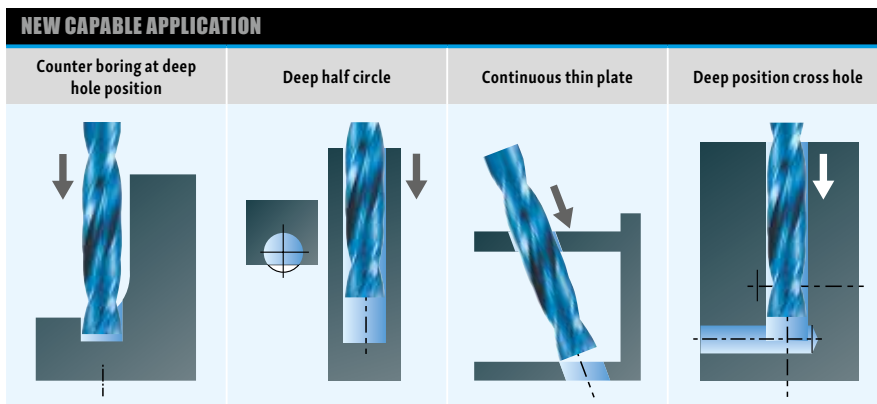
**NEW DRILLING TECHNOLOGY**

Slope. Counter Boring. Thin Plate. Cross Hole. Hole correction in one drill

Slope	Counter boring	Thin plate	Pre hole of blind hole tapping	Cross hole	Eccentric hole correction

NEW AQUA DRILL EX FLAT LINEUP			
Hole depth, hole position depth ↑	AQUA EX FLAT Long Shank 2D		•
	AQUA EX FLAT Oil Hole 5D		•
	AQUA EX FLAT Regular 4D		•
	AQUA EX FLAT Oil Hole 3D	<b>NEW</b>	•
	AQUA EX FLAT Radius 2D		•
	AQUA EX FLAT 2D		•
	AQUA EX FLAT SHORT*		○
	SGEZ, SG Flat (FMX)		•

○: Japan Stock | ●: German Stock | \*On request: Available in extra short version over Japan Stock.



FEATURES AND SPECIFICATIONS									
Tool	Depth	Feature					Drill Feature		
		Deep position	Efficiency	Slope	Hole accuracy	Corner radius	Guide hole	Double margin	Internal coolant
AQUA FLAT 2D	2D		•	•			no		
AQUA FLAT 2D Radius	2D		•	•		•	no		
AQUA FLAT 4D	4D	•			○		need*	○	
AQUA FLAT Long Shank	deep position (2D)	•			○		need*	○	
AQUA FLAT Oil Hole 3D	3D		•	•	•		no need	○	○
AQUA FLAT Oil Hole 5D	5D	•	○		○		need	○	○
SG FLAT 1D	1D			•			no need		

● Excellent | ○ Good | X Not Applicable | \* Depending on the part. material. condition. guide may not be necessary

APPLICABLE WORK MATERIALS												
Tool	Structural Steels	Carbon Steels	Pre-Hardened Steels Alloy Steels	Hardened Steels Mold Steels	Hardened Steels		Stainless Steels		Titanium Alloys Nickel Alloys	Cast Irons	Aluminium Alloys	Copper Alloys
	St37-2	C45E	42CrMo4	30-40HRC	40-50 HRC	50-60 HRC	1.4301/1.4401	1.4021		GG/GGG	AC/ADC	Cu
AQUA FLAT 2D												
AQUA FLAT 2D Radius												
AQUA FLAT 4D	•	•	•	•	○			•		•	○	○
AQUA FLAT Long Shank												
AQUA FLAT Oil Hole 3D	•	•	•	•	○		○	•		•	•	•
AQUA FLAT Oil Hole 5D	•	•	•	•	○		○	•		•	•	•
SG FLAT 1D	•	•	•	○	X	X	○	○	○	•	•	•

● Excellent | ○ Good | X Not Applicable


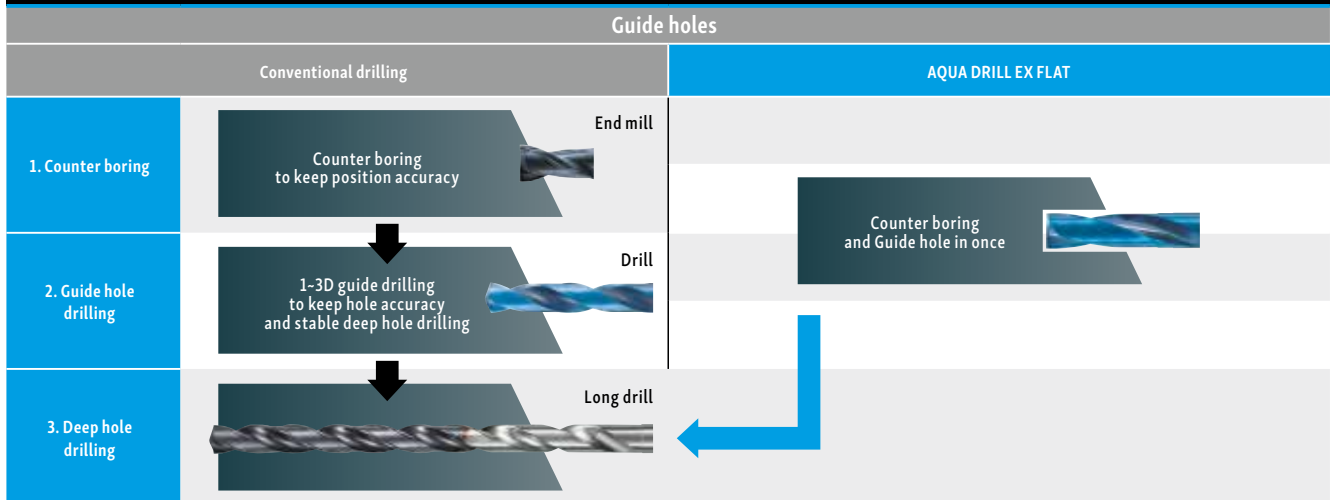
# AQUA DRILL EX FLAT SERIES

## COMPARISON OF PERFORMANCE

Excellent cutting edge. tool life. precision and efficiency

Smaller burrs at the exit of hole on thin plate drilling:		High-efficiency. Direct drilling without pilot hole:	
<p>AQUA DRILL EX FLAT burr height 0.3mm</p>		<p>Competitor carbide drill burr height 1.1mm</p>	
<p>AQUA DRILL EX FLAT surface</p>		<p>2flute carbide end mill surface</p>	
Cutting Conditions	Tool	AQUA EX Flat Ø 10	
	Cutting Speed	75m/min	
	Feed Speed	420mm/min	
	Feed	0.18mm/rev	
	Work Material	SS400 structure steel	
	Cutting Fluid	Water-soluble	
	Drilling time	19sec. Non-step drilling only 19sec to drill 2D depth slope 40% efficiency	32sec. 5mm-step drilling

## APPLICATIONS



Suitable for tap pre-hole too. Blind hole in thin wall. effective thread length is kept that eliminates post-processing.

## Web-Video

WEB VIDEO  
Product introduction

AQUA DRILL EX FLAT

2Flute end mill

